

RECEIVED
TECH CENTER 1500-2300
Sheet 1 of 4

Form PTO-1449 (modified 2/91)	U.S. DEPT OF COMMERCE Patent and Trademark Office	Docket: 883933.0070	Serial No.: 10/002,961
INFORMATION DISCLOSURE CITATION (Use several sheets if necessary)		Applicant: Michael A. Lynes et al.	
		Filing Date: October 26, 2002	Group art area: 1645
		For: System and Method for Investigating the Effect of Chemical and Other Factors on Cell Movement	



U.S. PATENT DOCUMENTS

Examiner Initial	Patent number	Date	Name	Class	Filing date if appropriate
W	5,187,096	02/16/93	Giaever et al.		

FOREIGN PATENT DOCUMENTS

	Document Number	Date	Country	Class	Subclass	Translation

OTHER DOCUMENTS (Including Author, Title, Date, Pertinent Pages, Etc.)

W	Nelson, R. et al., Chemotaxis Under Agarose: A New and Simple Method for Measuring Chemotaxis and Spontaneous Migration of Human Polymorphonuclear Leukocytes and Monocytes; <i>Journal of Immunology</i> , Vol. 115, (1975), pp.1650-1656
W	Boyden, S., The Chemotactic Effect Of Mixtures Of Antibody And Antigen On Polymorphonuclear Leucocytes; <i>Journal of Experimental Medicine</i> 115; (1962), pp. 453-466
W	Dolan, R. et al., Systemic Neutrophil Intrinsic 5-Lipoxygenase Activity and CD18 Receptor Expression Linked to Reperfusion Injury; <i>Laryngoscope</i> 108, (Sept. 1998), pp. 1386-1389
W	Michna, H., Induced Locomotion of Human and Murine Macrophages; <i>Cell Tissue Res</i> 255, (1989), pp. 423-429
W	Keese, C. et al., Sunstrate Mechanics and Cell Spreading; <i>Experimental Cell Research</i> 195, (1991), pp. 528-532
W	Ghosh, P. et al., Monitoring Electroporabilization in the Plasma Membrane of Adherent Mammalian Cells; <i>Biophys. J.</i> 64, (1993), pp. 1602-1609
W	Noiri, E. et al., Permissive Role of Nitric Oxide in Edothelin-induced Migration of Endothelial Cells; <i>Journal of Biol Chem</i> 272, (1997), pp. 1747-1762
W	Thomsen, M. et al., Reassessment of Two Boyden Chamber Methods for Measuring Canine Neutrophil Migration; <i>Veterinary Immunology Immunopathology</i> 129, (1991) pp. 197-211

Examiner: <i>Kelley</i>	Date Considered: <i>6/2/2003</i>
EXAMINER: Initial if citation considered, whether or not citation is in conformance with MPEP §609; Draw line through citation if not in conformance and not considered. Include copy of this form with next communication to the applicant.	

Form PTO-1449
(modified 2/91)


U.S. DEPT OF COMMERCE
Patent and Trademark Office

Attorney Docket:
883933.0070

Serial No.:
10/002,961

INFORMATION DISCLOSURE CITATION

(Use several sheets if necessary)



Applicant:
Michael A. Lynes et al.

Filing Date:
October 26, 2002

Group art area:
1645

For:
System and Method for Investigating the Effect of
Chemical and Other Factors on Cell Movement

RECEIVED
 SHEET 2 OF 4
 TECH CENTER 1600 2000

U.S. PATENT DOCUMENTS

Examiner Initial	Patent number	Date	Name	Class	Filing date if appropriate

FOREIGN PATENT DOCUMENTS

Document Number	Date	Country	Class	Subclass	Translation

OTHER DOCUMENTS (Including Author, Title, Date, Pertinent Pages, Etc.)

W	Pei, Z. et al., Effect of the pSV2-neo Plasmid on NIH 3T3 Cell Motion Detected Electrically; <i>Experimental Cell Research</i> 212, (1994), pp. 225-229
W	Panek, R. et al., In Vitro Pharmacological Characterization of PD 166285, a New Nanomolar Potent and Broadly Active Protein Tyrosine Kinase Inhibitor; <i>The Journal of Pharmacology and Experimental Therapeutics</i> 283, (1997), pp. 1433-1444
W	Smith, T. et al., Prostaglandin E2 Elicits a Morphological Change in Cultural Orbital Fibroblasts from Patients with Graves Ophthalmopathy; <i>Proc Natl Acad Sci</i> , Vol.91, (May 1994), pp. 5094-5098
K	Tiruppathi, C. et al., Electrical Method for Detection of Endothelial Cell Shape Change in Real Time; <i>Am J Physio</i> 1264, (1993), pp. C471-478
W	Wegner, C. D., et al., Intercellular Adhesion Molecule-1(ICAM-1) in the Pathogenesis of Asthma; <i>Science</i> , Vol. 247, Issue 4941 (Jan. 26, 1990) pp.456-459
W	Wang, H. et al., Prostaglandin E ₂ Alters Human Orbital Fibroblast Shape Through a Mechanism Involving the Generation of Cyclic Adenosine Monophosphate; <i>Journal of Clinical Endocrinology and Metabolism</i> , Vol. 80, No. 12, (1995), pp. 3553-3560
W	Giaever, A. K. et al., Phosphoinositide Metabolism in a Polyoma-BK-Virus-Transformed Pancreatic Islet Cell Line: Evidence For Constitutively Activated Phospholipase C, <i>Int. J. Cancer</i> : 53, (1992) pp. 80-86
W	Giaever, I. et al., Use of Electric Fields to Monitor the Dynamical Aspect of Cell Behavior in Tissue Culture; <i>IEEE Transactions of Biomedical Engineering</i> , Vol. BME-33, No. 2, (Feb. 1986) pp. 242-247

Examiner:


[Handwritten signature]

Date Considered:

6/2/2003

EXAMINER: Initial if citation considered, whether or not citation is in conformance with MPEP §609; Draw line through citation if not in conformance and not considered. Include copy of this form with next communication to the applicant.

RECEIVED
 TECHNICAL CENTER 1600 2900
 Sheet 3 of 4

Form PTO-1449 (modified 2/91)	U.S. DEPT OF COMMERCE Patent and Trademark Office	Docket: 883933.0070	Serial No.: 10/002,961
INFORMATION DISCLOSURE CITATION (Use several sheets if necessary)		Applicant: Michael A. Lynes et al.	
		Filing Date: October 26, 2002	Group art area: 1645
For: System and Method for Investigating the Effect of Chemical and Other Factors on Cell Movement			

U.S. PATENT DOCUMENTS

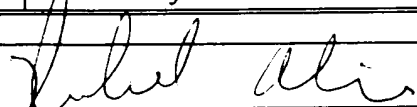
Examiner Initial	Patent number	Date	Name	Class	Filing date if appropriate

FOREIGN PATENT DOCUMENTS

	Document Number	Date	Country	Class	Subclass	Translation

OTHER DOCUMENTS (Including Author, Title, Date, Pertinent Pages, Etc.)

W	O'Connor, E. R. et al., Electrical Resistance Method for Measuring Volume Changes in Monolayer Cultures Applied to Primary Astrocyte Cultures; <i>AM. J. Physiol.</i> 264, (1993) pp. C471-C478
W	Lo, C. et al., Impedance Analysis of MDCK Cells Measured by Electric Cell-Substrate Impedance Sensing; <i>Biophysical Journal</i> , Vol. 69, (Dec. 1995) pp. 2800-2807
W	Kowolenko, M. et al., Measurement of Macrophage Adherence and Spreading with Weak Electric Fields; <i>Journal of Immunological Methods</i> , (1990) pp.71-77
W	Reddy, L. et al., Assessment of Rapid Morphological Changes Associated with Elevated cAMP Levels in Human Orbital Fibroblasts; <i>Experimental Cell Research</i> 245, (1998) pp.360-367
W	Cutler, J. A Simple In Vitro Method for Studies on Chemotaxis; <i>Society for Experimental Biology and Medicine</i> , 147, (1974) pp.471-474
W	Giaever, I. et al., Cell Adhesion to Substrates Containing Absorbed or Attached IgG; <i>National Academy of Sciences of the United States of America</i> , Vol. 75, Issue 3, (March 1978) pp. 1366-1368
W	Giaever, I. et al., A Morphological Biosensor For Mamalian Cells, <i>Nature</i> , Vol. 366, (Dec. 1993) pp. 591, 592
W	Giaever, I. et al., Behavior of Cells at Fluid Interfaces; <i>National Academy of Sciences of the United States of America</i> , Vol. 80, Issue 1, (Jan. 1983) pp.219-222
W	Giaever, I. et al., Micromotion of Mammalian Cells Measured Electrically; <i>National Academy of Sciences of the United States of America</i> , Vol. 88, (1991) pp. 7896-7900

Examiner: 	Date Considered: 6/2/2003
EXAMINER: Initial if citation considered, whether or not citation is in conformance with MPEP §609; Draw line through citation if not in conformance and not considered. Include copy of this form with next communication to the applicant.	

TECH CENTER 1000 2900
 RECEIVED

Form PTO-1449 (modified 2/91) U.S. DEPT OF COMMERCE Patent and Trademark Office

Docket: 883933.0070 Serial No.: 10/002,961

INFORMATION DISCLOSURE CITATION
 (Use several sheets if necessary)

APPLICANT: Michael A. Lynes et al.

Filing Date: October 26, 2002 Group art area: 1645

For: System and Method for Investigating the Effect of Chemical and Other Factors on Cell Movement

Stamp: JUN 03 2002 PATENT & TRADEMARK OFFICE

U.S. PATENT DOCUMENTS

Examiner Initial	Patent number	Date	Name	Class	Filing date if appropriate

FOREIGN PATENT DOCUMENTS

Document Number	Date	Country	Class	Subclass	Translation

OTHER DOCUMENTS (Including Author, Title, Date, Pertinent Pages, Etc.)

<i>W</i>	Lo, C. et al., Monitoring Motion of Confluent Cells in Tissue Culture; <i>Experimental Cell Research</i> 204, (1993) pp. 102-109
<i>W</i>	Lo, C. et al., pH Changes in Pulsed CO2 Incubators Cause Periodic Changes in Cell Morphology; <i>Experimental Cell Research</i> 213, (1994) pp. 391-397
<i>W</i>	Moy, A. et al., Histamine and Thrombin Modulates Endothelial Focal Adhesion Through Centripetal and Centrifugal Forces; <i>The Journal of Clinical Investigation</i> , Vol. 97, No. 4, (Feb. 1996) pp. 1020-1027
<i>N</i>	Wright, C. et al., Selective Regulation of Human Neutrophil Functions by the Cell Activation Inhibitor CI-959; <i>Journal of Leukocyte Biology</i> , Vol. 55, (April 1994) pp. 443-451
<i>W</i>	Mitra, P. et al., Electric Measurement Can Be Used to Monitor the Attachment and Spreading of Cells in Tissue Culture; <i>BioTechniques</i> , Vol. 11, No. 4, (1991) pp. 504-510
<i>W</i>	Hidi, R. et al., Formation of LTB4 by fMLP-stimulated Alveolar Macrophages Accounts for Eosinophil Migration In Vitro; <i>Journal of Leukocyte Biology</i> , Vol. 51, (April 1992) pp. 425-431
<i>W</i>	Falk, W. et al., A 48-Well Micro Chemotaxis Assembly for Rapid and Accurate Measurement of Leukocyte Migration; <i>Journal of Immunological Methods</i> , (Sept. 1979) pp.239-247
<i>W</i>	Vollmer, K. et al., Tumor Necrosis Factor-Alpha Decreases Neutrophil Chemotaxis to N-formyl-1-methionyl-1-leucyl-1-phenylalanine; Analysis of Single Cell Movement; <i>Journal of Leukocyte Biology</i> , Vol. 52, (Dec. 1992) pp. 630-636

Examiner: *[Signature]* Date Considered: *6/2/2003*

EXAMINER: Initial if citation considered, whether or not citation is in conformance with MPEP §609; Draw line through citation if not in conformance and not considered. Include copy of this form with next communication to the applicant.



Form PTO-1449 (modified 2/91)

U.S. DEPT OF COMMERCE Patent and Trademark Office

Docket: 883933.0070

Serial No.: 10/002,961

INFORMATION DISCLOSURE CITATION

(Use several sheets if necessary)

Applicant: Michael A. Lynes, et al.

Filing Date: 10/26/01

Group art area: 1645

For: SYSTEM AND METHOD FOR INVESTIGATING THE EFFECTS OF CHEMICAL AND OTHER FACTORS

U.S. PATENT DOCUMENTS

Table with 7 columns: Examiner Initial, Patent number, Date, Name, Class, Filing date if appropriate. Row 1: w, 5,023,173, 06/11/91, Horwitz et al.

FOREIGN PATENT DOCUMENTS

Table with 7 columns: Document Number, Date, Country, Class, Subclass, Translation. Row 1: w, WO 00/07007, 10/02/00, WIPO

OTHER DOCUMENTS (Including Author, Title, Date, Pertinent Pages, Etc.)

Table with 2 columns: Initial, Citation text. Row 1: w, Wegener, J. et al, Electric Cell-Substrate Impedance Sensing (ECIS) as as Noninvasive Means to Monitor the Kinetics of Cell Spreading to Artificial Surfaces; Experimental Cell Research 259, 158-166 (2000)

Examiner: [Signature]

Date Considered: 6/2/2003

EXAMINER: Initial if citation considered, whether or not citation is in conformance with MPEP §609; Draw line through citation if not in conformance and not considered. Include copy of this form with next communication to the applicant.

.StmLib1:977019.1 10/07/02

RECEIVED

OCT 22 2002

TECH CENTER 1600/2900